

Precision Electric Screwdrivers
 Visseuses Électriques de précision
 Gesteuerte EC-Schrauber
 Atornilladores eléctricos de precisión
 Cacciaviti elettrici di precisione

QE
 Series



Electric angle wrenches
 Visseuses d'angle électriques
 EC-Winkelschrauber
 Llaves angulares eléctricas
 Chiavi elettriche ad angolo



See accessories pages 80.
 Accessoires présentés page 80.
 Zubehör finden Sie auf der Seite 80.
 Ver la página 80 para los accesorios.
 Vedere accessori a pagina 80.












QE4AT013PA2S04



QE6AT030PA2S06



QE8AT225PA7S12

Ref.	 Nm	 Max. Nm	 1 min. rpm	 kg	 mm	 mm	 mm	 in	
QE4 SERIES — SÉRIE QE4 — BAUREIHE QE4 — SERIE QE4									
QE4AT013PA2H04	3-10	13	1200	1.3	383	12.9	31.5	1/4	M5 - M6
QE4AT013PA2Q04	3-10	13	1200	1.3	383	12.9	31.5	1/4	M5 - M6
QE4AT013PA2S04	3-10	13	1200	1.3	383	12.9	31.5	1/4	M5 - M6
QE4AT013PA2S06	3-10	13	1200	1.3	383	12.9	31.5	3/8	M5 - M6
QE4AT020PA2H04	4-16	20	820	1.3	383	12.9	31.5	1/4	M6 - M8
QE4AT020PA2Q04	4-16	20	820	1.3	383	12.9	31.5	1/4	M6 - M8
QE4AT020PA2S04	4-16	20	820	1.3	383	12.9	31.5	1/4	M6 - M8
QE4AT020PA2S06	4-16	20	820	1.3	383	12.9	31.5	3/8	M6 - M8
QE4AT027PA4S06	5-22	27	600	1.3	387	17.0	42.0	3/8	M8
QE4AT027PA4S08	5-22	27	600	1.3	387	17.0	42.0	1/2	M8
QE4AT034PA4S06	7-27	34	470	1.3	387	17.0	42.0	3/8	M8
QE4AT034PA4S08	7-27	34	470	1.3	387	17.0	42.0	1/2	M8
QE6 SERIES — SÉRIE QE6 — BAUREIHE QE6 — SERIE QE6									
QE6AT030PA2S06	6-24	30	1230	1.9	442	12.9	31.5	3/8	M8
QE6AT030PA4S08	6-24	30	1230	1.9	447	17.0	42.0	1/2	M8
QE6AT040PA4S06	8-32	40	910	1.9	447	17.0	42.0	3/8	M8
QE6AT040PA4S08	8-32	40	910	1.9	447	17.0	42.0	1/2	M8
QE6AT055PA5S08	11-44	55	650	1.9	453	21.5	44.7	1/2	M10
QE6AT080PA5S08	16-64	80	440	1.9	453	21.5	44.7	1/2	M10
QE8 SERIES — SÉRIE QE8 — BAUREIHE QE8 — SERIE QE8									
QE8AT065PA5S08	13-52	65	1200	2.9	516	21.5	44.7	1/2	M10
QE8AT070PA5S08	14-56	70	1100	2.9	516	21.5	44.7	1/2	M10
QE8AT090PA5S08	17-72	90	850	2.9	516	21.5	44.7	1/2	M10
QE8AT115PA6S08	23-92	115	660	2.9	520	24.3	50.0	1/2	M12
QE8AT150PA6S08	30-120	150	510	2.9	520	24.3	50.0	1/2	M12-M14
QE8AT225PA7S12	45-180	225	310	4.1	575	27.5	55.2	3/4	M16
QE8AT400FA8S12	80-320	400	170	6.0	635	33.3	68.5	3/4	M18

10